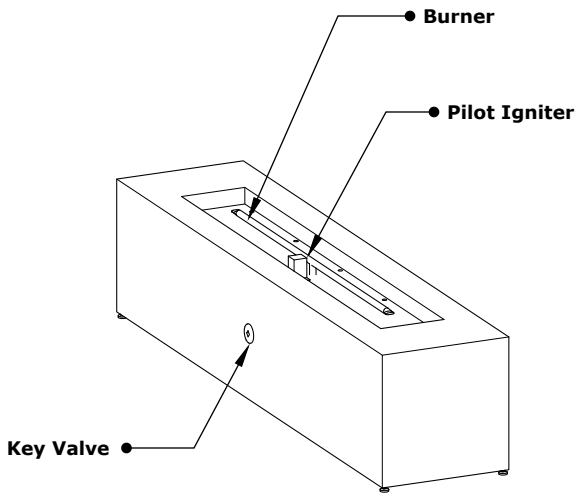
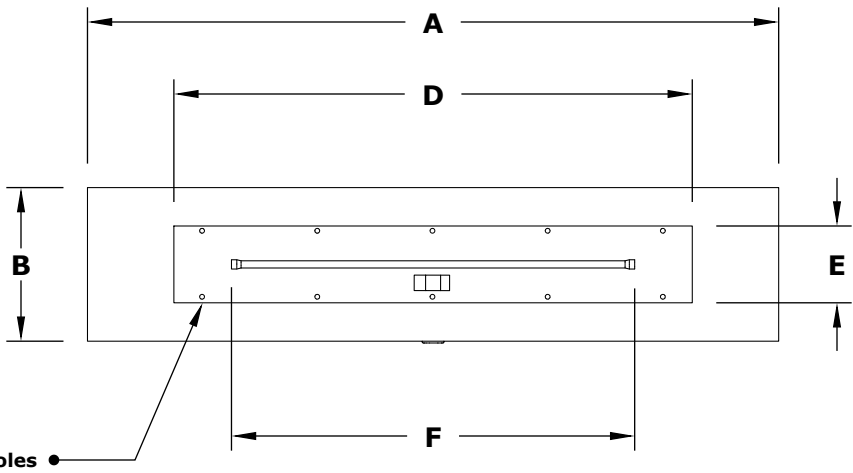


CARMEN FIRE PIT

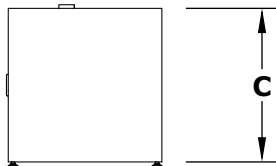
16" Tall



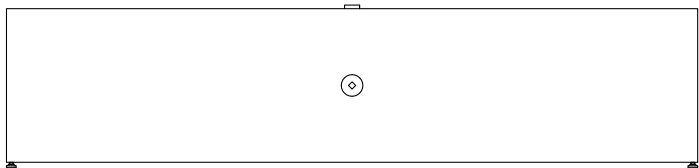
ISOMETRIC VIEW



TOP VIEW



RIGHT SIDE VIEW



FRONT SIDE VIEW

Hammered Coper	Corten Steel	Stainless Steel	Powder Coat	A	B	C	D	E	F	BTU
OPT-CRMCPR7216	OPT-CRMCSS7216	OPT-CRMCSS7216	OPT-CRMCPC7216	72"	16"	16"	54"	8"	42"	65,000

Fire Pit Material: Various Materials
 Pan Material: 304 Stainless Steel
 Burner Material: 304 Stainless Steel
 Standard 2" Depth on all pans
110V ELECTRONIC IGNITION
 ANSI Z21.97-(2017) / CSA 2.41-(2017)

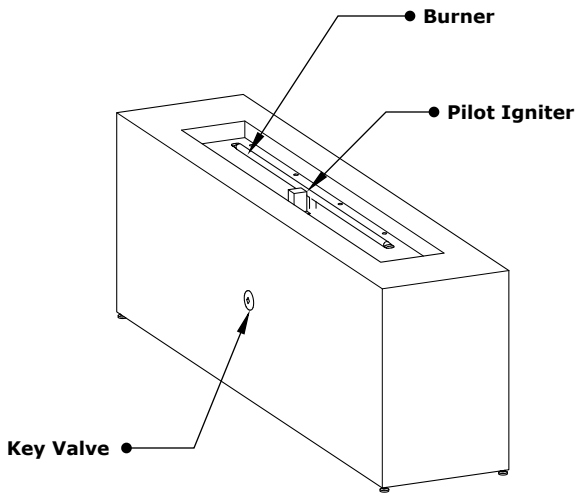


-The inclusion of an access door is a standard feature for both LP/NG units, providing convenient accessibility
 -Upon request, the access door can be easily removed for customized preferences

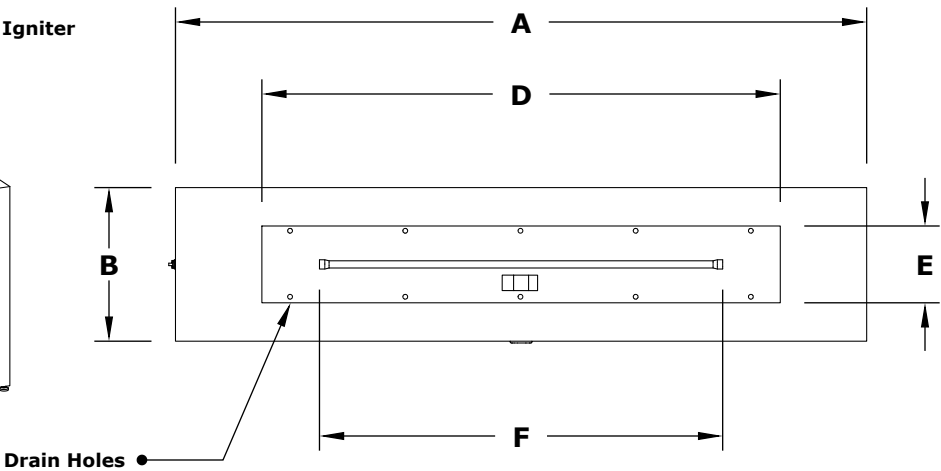
Match Lit Unit Includes: Pan, Burner, Gas Orifice, Gas Hoses, Key Valve, Key,
 110v Ignition Unit Includes: Pan, Burner, Gas Orifice, Gas Hoses, Key Valve, Key, Plug & Play Electronic Valve, Pilot Igniter.

CARMEN FIRE PIT

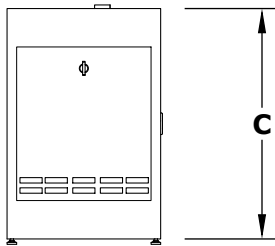
24" Tall



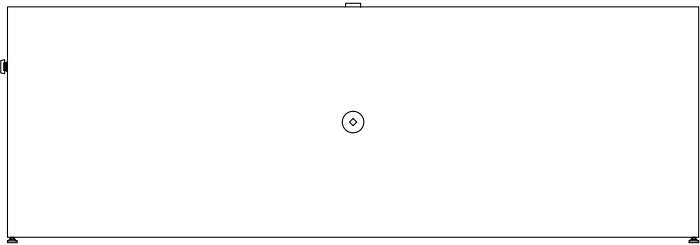
ISOMETRIC VIEW



TOP VIEW



RIGHT SIDE VIEW



FRONT SIDE VIEW

Hammered Coper	Corten Steel	Stainless Steel	Powder Coat	A	B	C	D	E	F	BTU
OPT-CRMCP7224	OPT-CRMCS7224	OPT-CRMSS7224	OPT-CRMPC7224	72"	16"	24"	54"	8"	42"	65,000

Fire Pit Material: Various Materials
Pan Material: 304 Stainless Steel
Burner Material: 304 Stainless Steel

Standard 2" Depth on all pans

110V ELECTRONIC IGNITION
ANSI Z21.97-(2017) / CSA 2.41-(2017)



-The inclusion of an access door is a standard feature for both LP/NG units, providing convenient accessibility
-Upon request, the access door can be easily removed for customized preferences

Match Lit Unit Includes: Pan, Burner, Gas Orifice, Gas Hoses, Key Valve, Key,
110v Ignition Unit Includes: Pan, Burner, Gas Orifice, Gas Hoses, Key Valve, Key, Plug & Play Electronic Valve, Pilot Igniter.